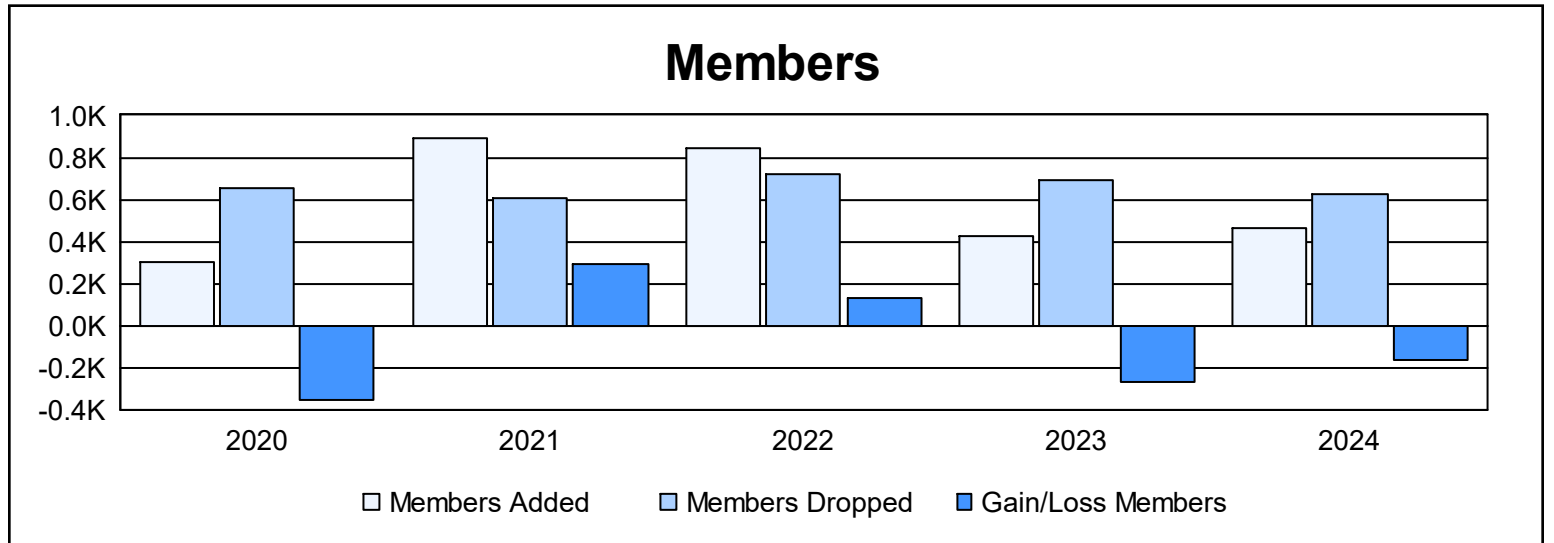
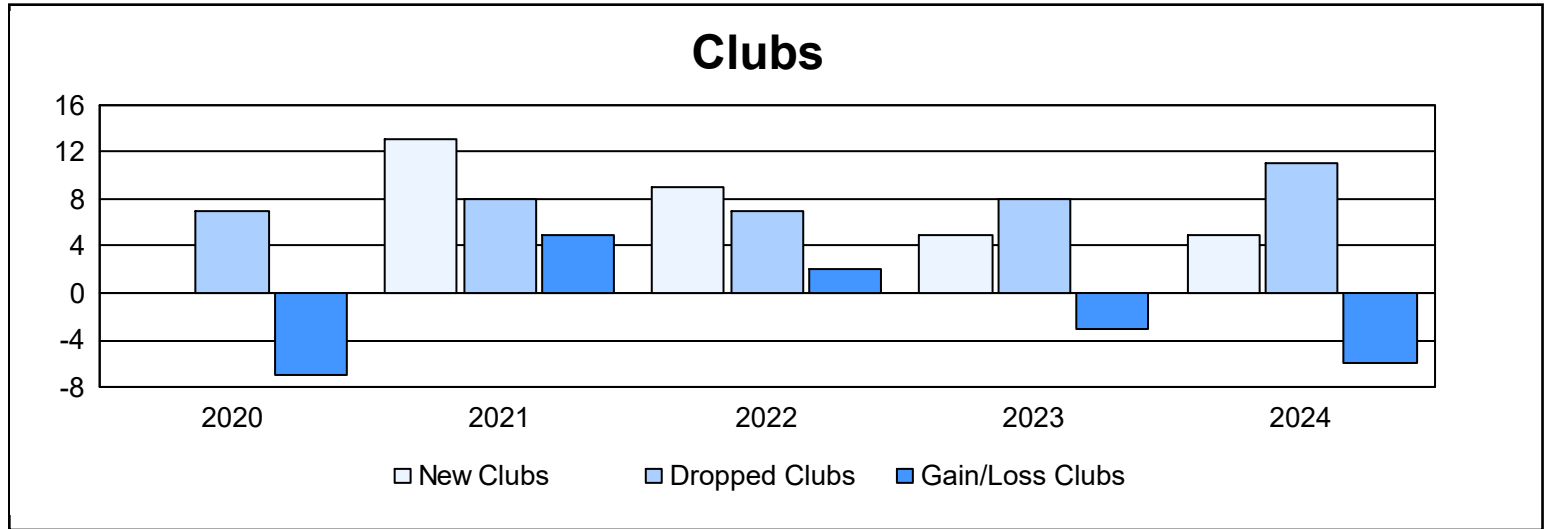


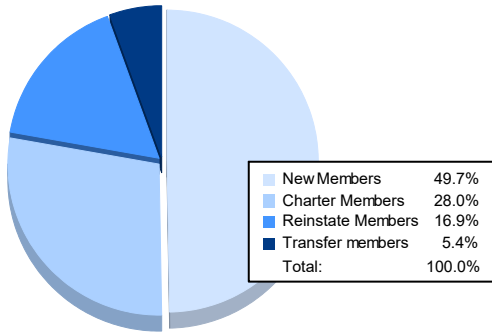
Multiple District G

As of June 2024 Cumulative

Year	New Clubs	Dropped Clubs	Gain/ Loss Clubs	New Members	Charter Members	Reinstate Members	Transfer Members	Total Member Added	Total Members Dropped	Gain/ Loss Members
2019-2020	0	7	-7	215	20	62	4	301	652	-351
2020-2021	13	8	5	367	447	75	5	894	601	293
2021-2022	9	7	2	465	241	115	24	845	717	128
2022-2023	5	8	-3	238	132	36	15	421	689	-268
2023-2024	5	11	-6	229	129	78	25	461	621	-160
Average	6	8	-2	303	194	73	15	584	656	-72



Membership Composition June 2024 Cumulative



Gender Composition June 2024 Cumulative

